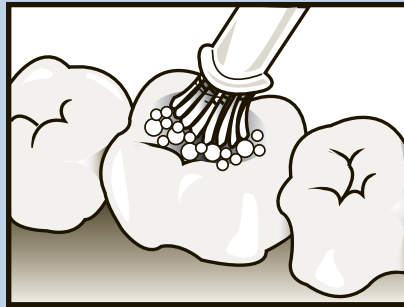
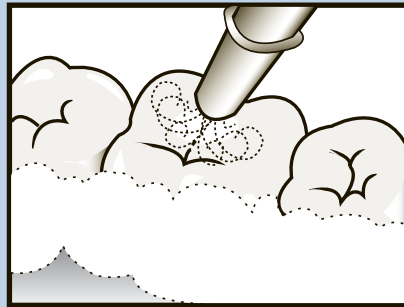


How Dental Sealants are Applied to Teeth



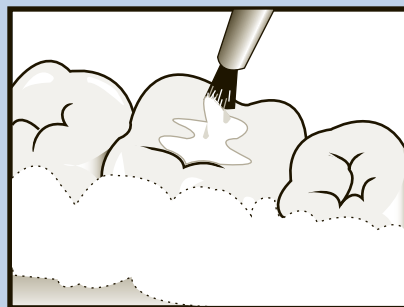
1. The tooth and all of the pits and grooves are cleaned thoroughly.



2. The tooth is dried with air. Cotton is put around the tooth to keep it dry.



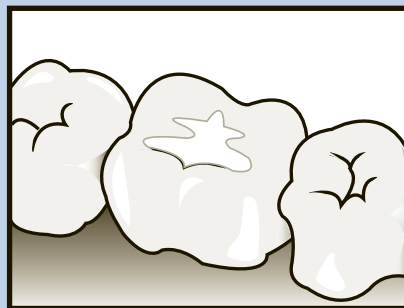
3. A solution is put on the tooth to make the sealant stick better.



4. The sealant is applied to the tooth. It flows into the pits and grooves.



5. A special light is used to quickly harden the sealant.



6. The new sealant will help to protect the tooth from decay for many years.